

5-102802-8 ✓ ACTIVE

AMPMODU | AMPMODU Headers

TE Internal #: 5-102802-8

PCB Mount Header, Right Angle, Board-to-Board, 40 Position, 2.54 mm [.1 in] Centerline, Partially Shrouded, Gold, AMPMODU Headers

[View on TE.com >](#)



Connectors > PCB Connectors > PCB Headers & Receptacles



PCB Connector Assembly Type: **PCB Mount Header**

PCB Mount Orientation: **Right Angle**

Connector System: **Board-to-Board**

Number of Positions: **40**

Number of Rows: **2**

## Features

### Product Type Features

PCB Connector Assembly Type	PCB Mount Header
Connector System	Board-to-Board
Header Type	Partially Shrouded
Connector & Contact Terminates To	Printed Circuit Board

### Configuration Features

PCB Mount Orientation	Right Angle
Number of Positions	40
Number of Rows	2
Board-to-Board Configuration	Co-Planar

### Electrical Characteristics

Dielectric Withstanding Voltage (Max)	750 VACrms
Operating Voltage	250 VAC

### Body Features

Primary Product Color	Black
-----------------------	-------

### Contact Features

Contact Layout	Inline
Contact Mating Area Length	8.07 mm[.318 in]
Mating Square Post Dimension	.64 mm[.025 in]



	100 – 200 µin
PCB Contact Termination Area Plating Material Finish	Bright
Contact Shape & Form	Square
PCB Contact Termination Area Plating Material	Tin-Lead
Contact Base Material	Phosphor Bronze
Contact Mating Area Plating Material	Gold
Contact Mating Area Plating Material Thickness	.762 µm[30 µin]
Contact Type	Pin
Contact Current Rating (Max)	2 A

### Termination Features

Square Termination Post & Tail Dimension	.64 mm[.025 in]
Termination Post & Tail Length	3.18 mm[.125 in]
Termination Method to Printed Circuit Board	Through Hole - Solder

### Mechanical Attachment

Mating Retention	Without
PCB Mount Retention Type	Board Retention Tail
Mating Alignment	With
Mating Alignment Type	Guide Pins
PCB Mount Retention	With
PCB Mount Alignment	Without
Connector Mounting Type	Board Mount

### Housing Features

Centerline (Pitch)	2.54 mm[.1 in]
Housing Material	Thermoplastic

### Dimensions

Connector Height	8.13 mm[.32 in]
Row-to-Row Spacing	2.54 mm[.1 in]
PCB Thickness (Recommended)	1.4 mm[.055 in]

### Usage Conditions

Operating Temperature Range	-65 – 125 °C[-85 – 257 °F]
-----------------------------	----------------------------

### Operation/Application

Assembly Process Feature	None
--------------------------	------



Circuit Application

Signal

### Industry Standards

UL Flammability Rating

UL 94V-0

### Packaging Features

Packaging Quantity

8

Packaging Type

Tube

### Product Compliance

[For compliance documentation, visit the product page on TE.com>](#)

EU RoHS Directive 2011/65/EU

Compliant

EU ELV Directive 2000/53/EC

Compliant

China RoHS 2 Directive MIIT Order No 32, 2016

No Restricted Materials Above Threshold

EU REACH Regulation (EC) No. 1907/2006

Current ECHA Candidate List: JUNE 2022 (224)  
Candidate List Declared Against: JUNE 2022 (224)  
Does not contain REACH SVHC

Halogen Content

BFR/CFR/PVC Free, but Br/Cl &gt;900 ppm in other sources.

Solder Process Capability

Wave solder capable to 240°C

#### Product Compliance Disclaimer

This information is provided based on reasonable inquiry of our suppliers and represents our current actual knowledge based on the information they provided. This information is subject to change. The part numbers that TE has identified as EU RoHS compliant have a maximum concentration of 0.1% by weight in homogenous materials for lead, hexavalent chromium, mercury, PBB, PBDE, DBP, BBP, DEHP, DIBP, and 0.01% for cadmium, or qualify for an exemption to these limits as defined in the Annexes of Directive 2011/65/EU (RoHS2). Finished electrical and electronic equipment products will be CE marked as required by Directive 2011/65/EU. Components may not be CE marked. Additionally, the part numbers that TE has identified as EU ELV compliant have a maximum concentration of 0.1% by weight in homogenous materials for lead, hexavalent chromium, and mercury, and 0.01% for cadmium, or qualify for an exemption to these limits as defined in the Annexes of Directive 2000/53/EC (ELV). Regarding the REACH Regulation, the information TE provides on SVHC in articles for this part number is based on the latest European Chemicals Agency (ECHA) 'Guidance on requirements for substances in articles' posted at this URL: <https://echa.europa.eu/guidance-documents/guidance-on-reach>

### Compatible Parts



TE Part # 5-532956-7  
40 MODII 2PC CE RCPT ASSY, RoHS



TE Part # 6-534204-2  
MODU 2-PC CE RECP ASSY 40 POS, RoHS


## Also in the Series | AMPMODU Headers




PCB Connector Mounting(1)




PCB Connector Shrouds(1)



PCB Headers & Receptacles(6830)



PCB Latches, Locks & Retainers(2)



Wire-to-Board Connector Assemblies & Housings(5)



Wire-to-Board Connector Contacts(66)

## Documents

### Product Drawings

40 MODII 2PC HDR DRRA SHRD, ROHS

English

### CAD Files

Customer View Model

[ENG\\_CVM\\_CVM\\_5-102802-8\\_N.2d\\_dxf.zip](#)

English

### 3D PDF

3D

Customer View Model

[ENG\\_CVM\\_CVM\\_5-102802-8\\_N.3d\\_igs.zip](#)

English

Customer View Model

[ENG\\_CVM\\_CVM\\_5-102802-8\\_N.3d\\_stp.zip](#)

English



By downloading the CAD file I accept and agree to the [Terms and Conditions](#) of use.

---

### Datasheets & Catalog Pages

[AMPMODU\\_INTERCONNECTION\\_SYSTEM\\_SECTION5\\_CONT](#)

English

---

### Product Environmental Compliance

[TE Material Declaration](#)

English